



MY LIFE IN CARE SURVEY 2022 RESULTS





MINISTER'S MESSAGE

Every child deserves to grow up in a safe and stable home environment, free from violence and harm, surrounded by family, community, and culture. Unfortunately, this is not the case for some Queensland children who require the care and support of the state to ensure their safety and wellbeing.

Children in care have often experienced significant trauma and instability in their lives and need additional help and support to overcome these challenges and thrive.

The experiences of children in care can be vastly different, but ultimately, we must do all we can to ensure they feel supported, loved, and cared for. It is vital that we hear directly from children and young people about their experiences so we can identify ways in which we can improve, while also building on our successes.

I am pleased to share the results of the Queensland Government's My Life in Care Survey 2022, giving us a greater understanding of, and insight into the lives of children and young people in the child protection system in Queensland.

To see that so many children feel supported and cared for during what can often be an extremely difficult time is heartening, and a testament to their resilience and strength. It is also testament to the dedication and commitment of the carers, caseworkers and support staff who work tirelessly to provide the best possible care.

It's clear that we must continue our efforts to improve outcomes for children in care, particularly in the areas of education, physical and mental health, and transitioning to adulthood. We remain committed to supporting children throughout their care journey, from the moment they enter care to the time they leave.

I would like to sincerely thank the children and young people who took part in this survey, as well as the carers and caseworkers who supported them in this process.

This survey is about amplifying the voices of children in care and showing them that we are listening, that their experiences matter, and their insights will help create a better child safety sector for all.

As the Minister for Child Safety, the safety and wellbeing of all children, and especially children in care, is paramount to me. I am so proud of the progress we have made in supporting families and protecting vulnerable children, but there is always more to be done.

Let us continue to work together to create communities where every child feels safe, loved, and supported, surrounded by family, community, and culture.

The Honourable Craig Crawford MP

Minister for Child Safety and Minister for Seniors and Disability Services

CONTENTS



ABOUT THIS SURVEY	2
WHO RESPONDED	3
SAFE, SECURE AND STABLE	4
HEALTHY	6
LEARNING, EARNING AND DEVELOPING	9
TRANSITIONING TO ADULTHOOD	11
PARTICIPATING, BELONGING AND IDENTITY	13

ABOUT THIS SURVEY


All children and young people in care have a right to be heard and listened to.

In 2022, we conducted the My life in Care survey of Queensland children and young people in care aged 10-18 in the guardianship of the Chief Executive or on long term orders where their guardian consented. This was to find out how they feel about their lives, the care and support they receive, and what could be changed to make things better for them.

We asked their views on their experience of the care system, including their placement and different aspects of their lives, including their family and relationships. This report summarises their responses.

The responses provide an insight into what is working well for children and young people in care, and what needs to change so we can improve life in care for all Queensland children and young people.

The Children's Health Human Research and Ethics Committee (EC00175) reviewed and approved this survey.

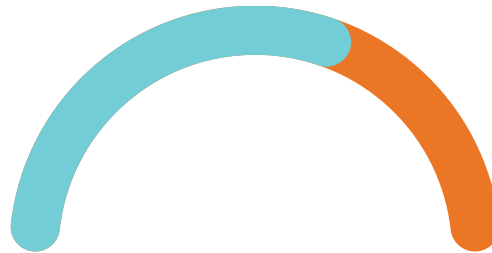


WHO RESPONDED

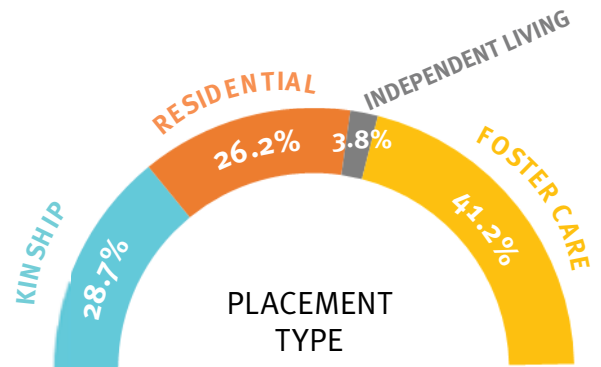
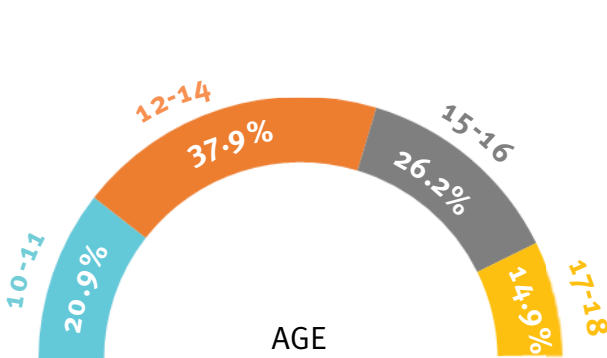

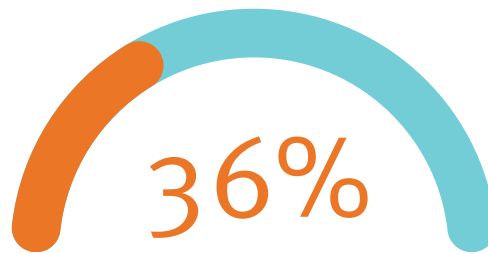
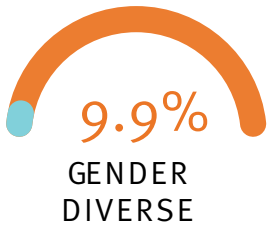


522 SURVEY RETURNS

64.0%
FEMALE

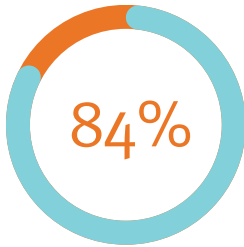


36.0%
MALE

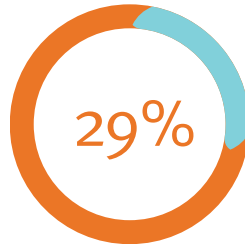


All findings in this report exclude answer choices of prefer not to say or did not answer from calculations.

SAFE, SECURE AND STABLE

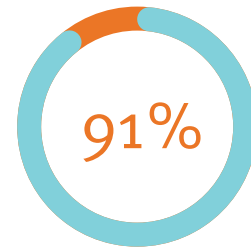


KNOW WHY THEY
CAME INTO CARE

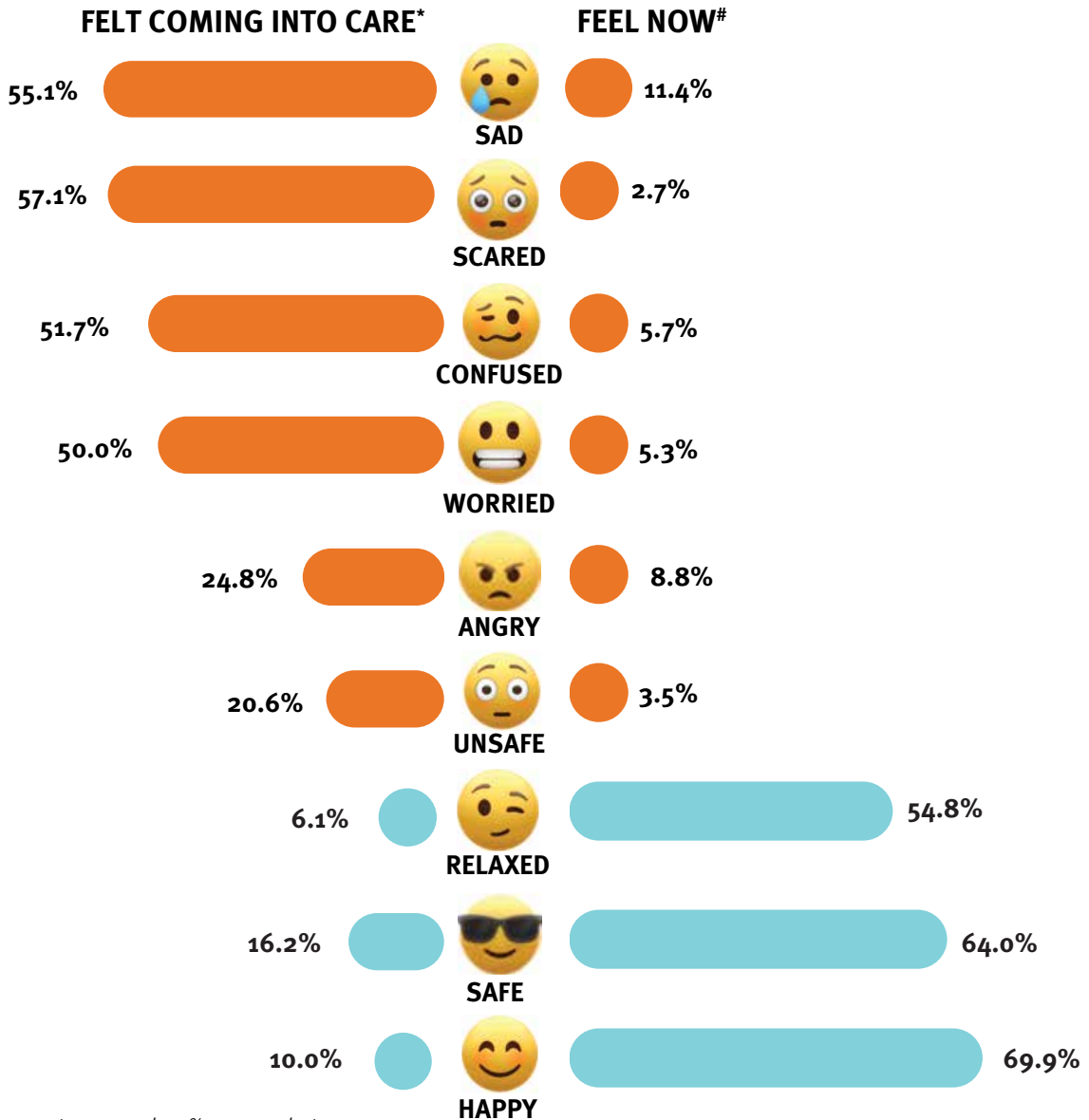


of these

OF THOSE WHO REMEMBER
COMING INTO CARE SAID THEY WERE
TOLD WHAT TO EXPECT IN CARE



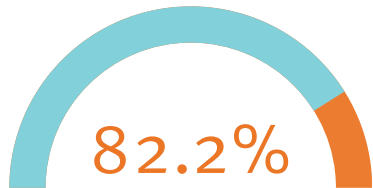
SAID WHAT THEY WERE
TOLD WAS HELPFUL



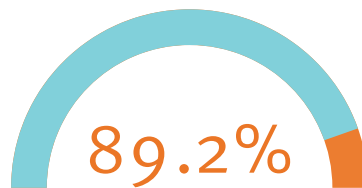
* Response percentages exceed 100% as respondents could select multiple answer choices
Excludes "Don't remember" from calculations

SAFE, SECURE AND STABLE

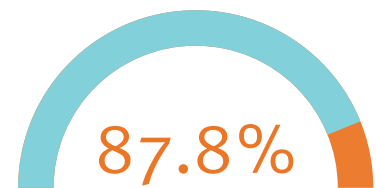
HOW CHILDREN AND YOUNG PEOPLE FEEL ABOUT THEIR CURRENT PLACEMENT



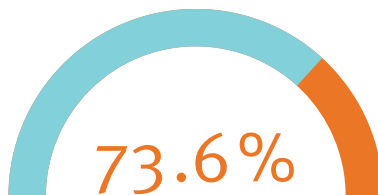
ALWAYS OR MOST TIMES
HAVE THE PRIVACY THEY NEED



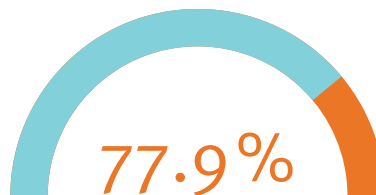
ALWAYS OR MOST TIMES
HAVE THE THINGS THEY NEED
TO LIVE COMFORTABLY



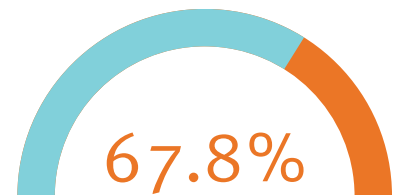
ALWAYS OR MOST TIMES
FEEL SAFE AND SECURE



ALWAYS OR MOST TIMES
FEEL AT HOME



ALWAYS OR MOST TIMES
FEEL THAT PEOPLE CARE
ABOUT THEM



ALWAYS OR MOST TIMES FEEL
THAT THEY CAN TELL THE PEOPLE
WHO LOOK AFTER THEM
WHEN THEY'RE WORRIED

VIEWS ON MOVING

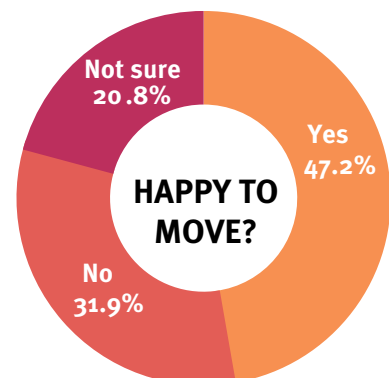
55.5%

DID NOT
MOVE IN
LAST YEAR



44.5%

DID MOVE
IN LAST
YEAR



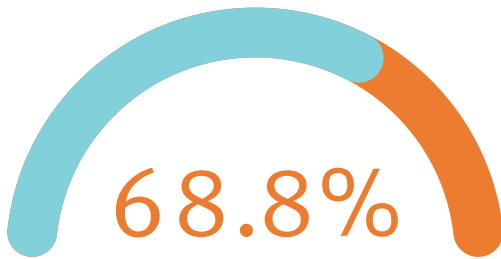
HEALTHY



IN THE PAST WEEK

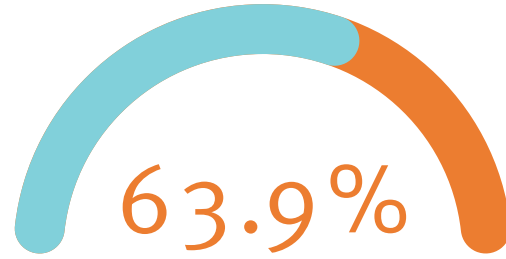
FELT HAPPY

Always or most times



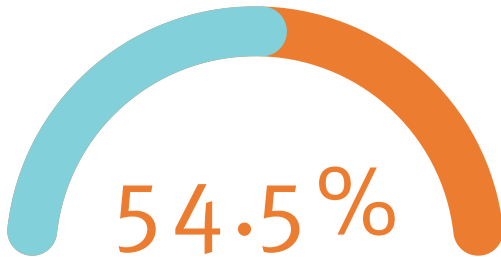
FELT CALM

Always or most times



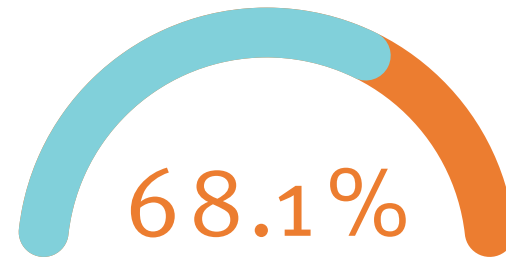
WOKEN UP WELL RESTED

Always or most times



ENJOYED THEIR DAY

Always or most times



HOW CHILDREN AND YOUNG PEOPLE 12 YEARS AND OVER RATE THEIR MENTAL HEALTH

VERY POOR TO POOR



OKAY TO EXCELLENT

ARE CHILDREN IN CARE WORRIED ABOUT THEIR HEALTH?*

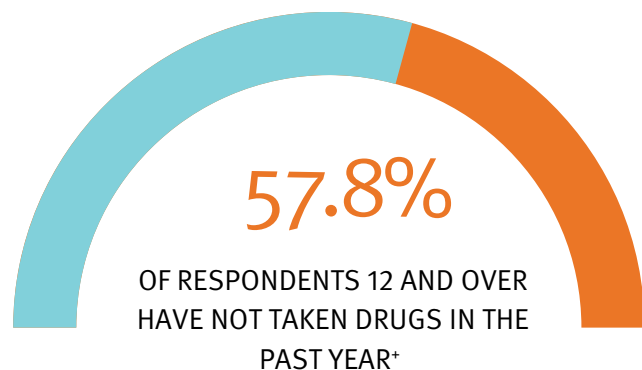
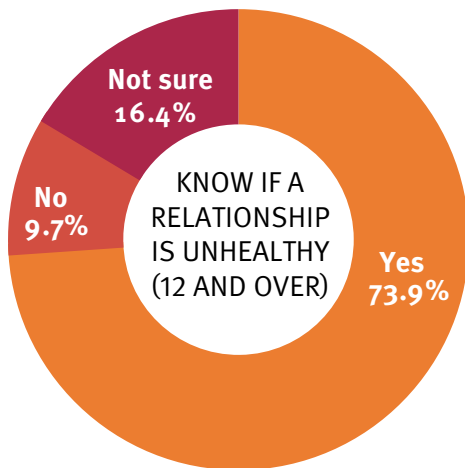
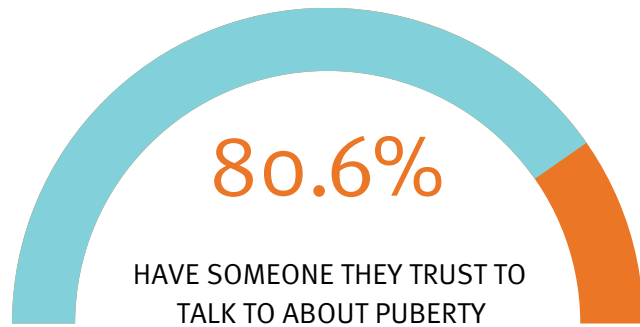
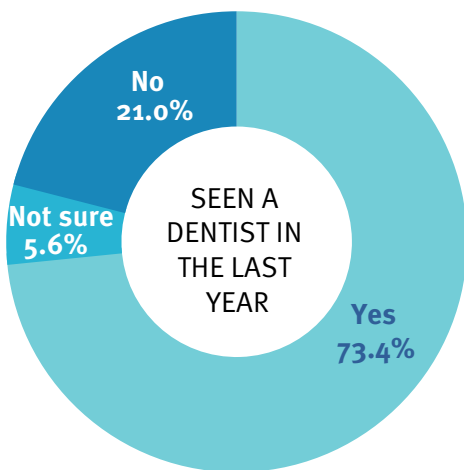
Yes

Not Sure

No

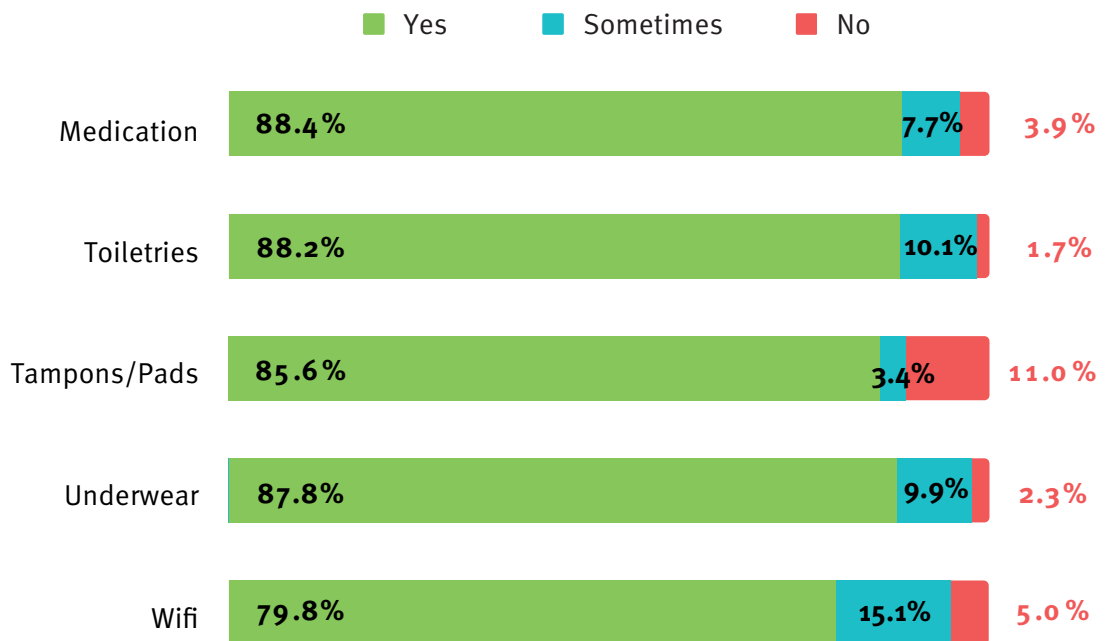


■ Never ■ Sometimes ■ A lot

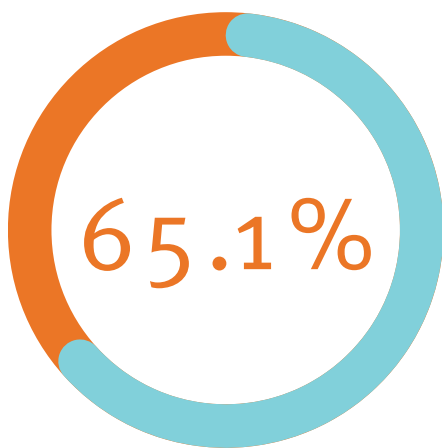
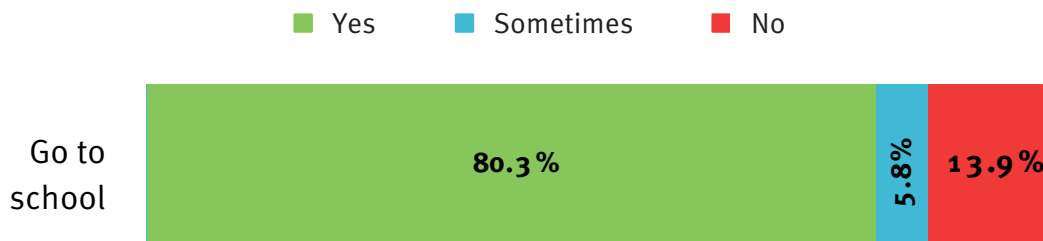


* Excludes 'not interested' from calculations
 + Includes smoking, alcohol, vaping, non-prescription medications and other drugs

CAN CHILDREN AND YOUNG PEOPLE ACCESS ITEMS WHEN THEY NEED THEM?

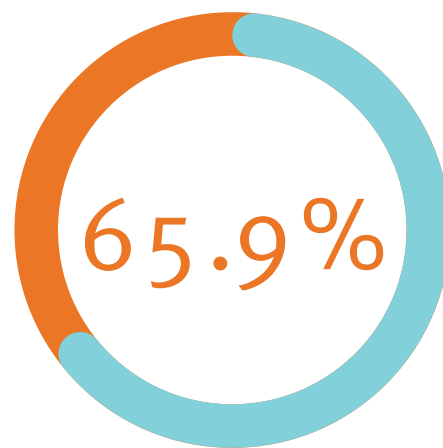


LEARNING, EARNING AND DEVELOPING

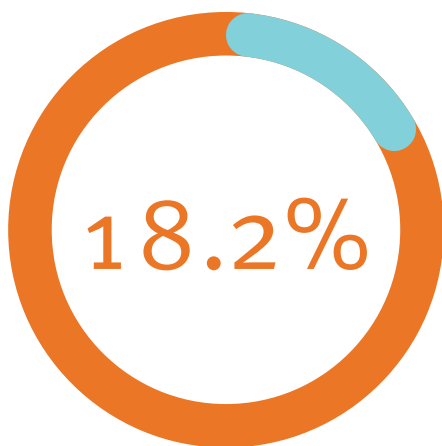


HAVE CHANGED SCHOOLS SINCE COMING INTO CARE

of those who had changed schools

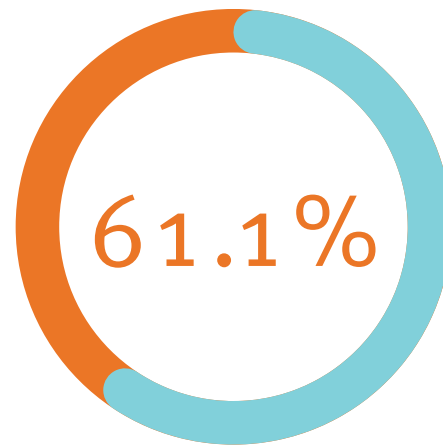


WERE HAPPY TO CHANGE SCHOOLS



OF CHILDREN AND YOUNG PEOPLE HAVE HAD PROBLEMS GETTING THINGS THEY NEED FOR SCHOOL

of these




HAVE MISSED SCHOOL OR SCHOOL ACTIVITIES BECAUSE OF IT

LEARNING, EARNING AND DEVELOPING

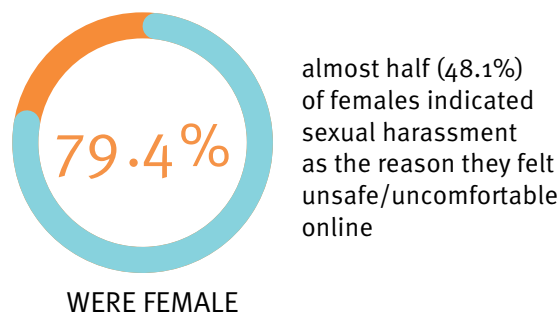
WHAT WOULD HELP CHILDREN AND YOUNG PEOPLE WITH THEIR SCHOOLING




PROPORTION OF CHILDREN AND YOUNG PEOPLE WHO HAVE BEEN BULLIED IN THE LAST MONTH



of these

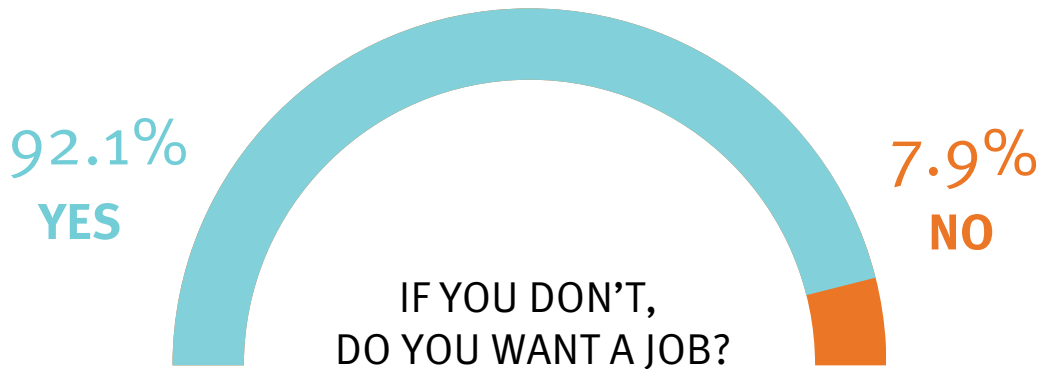
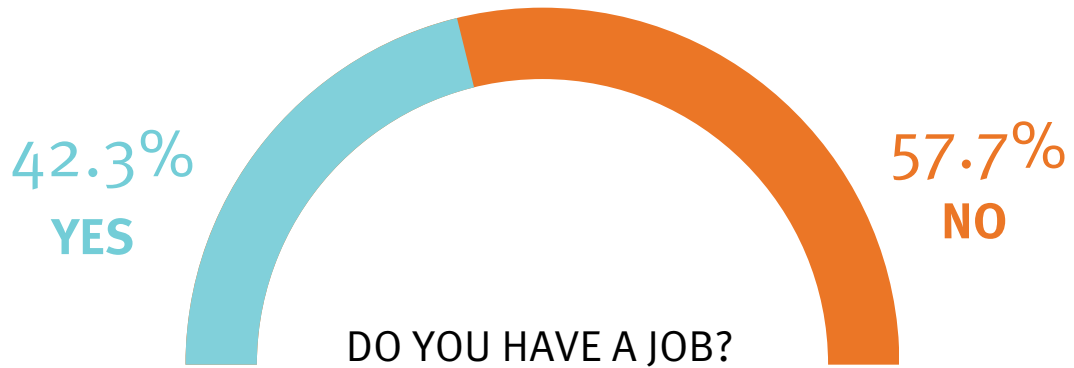


WERE FEMALE



TRANSITIONING TO ADULTHOOD

QUESTIONS WERE ASKED OF YOUNG PEOPLE 15 YEARS AND OVER



TRANSITIONING TO ADULthood

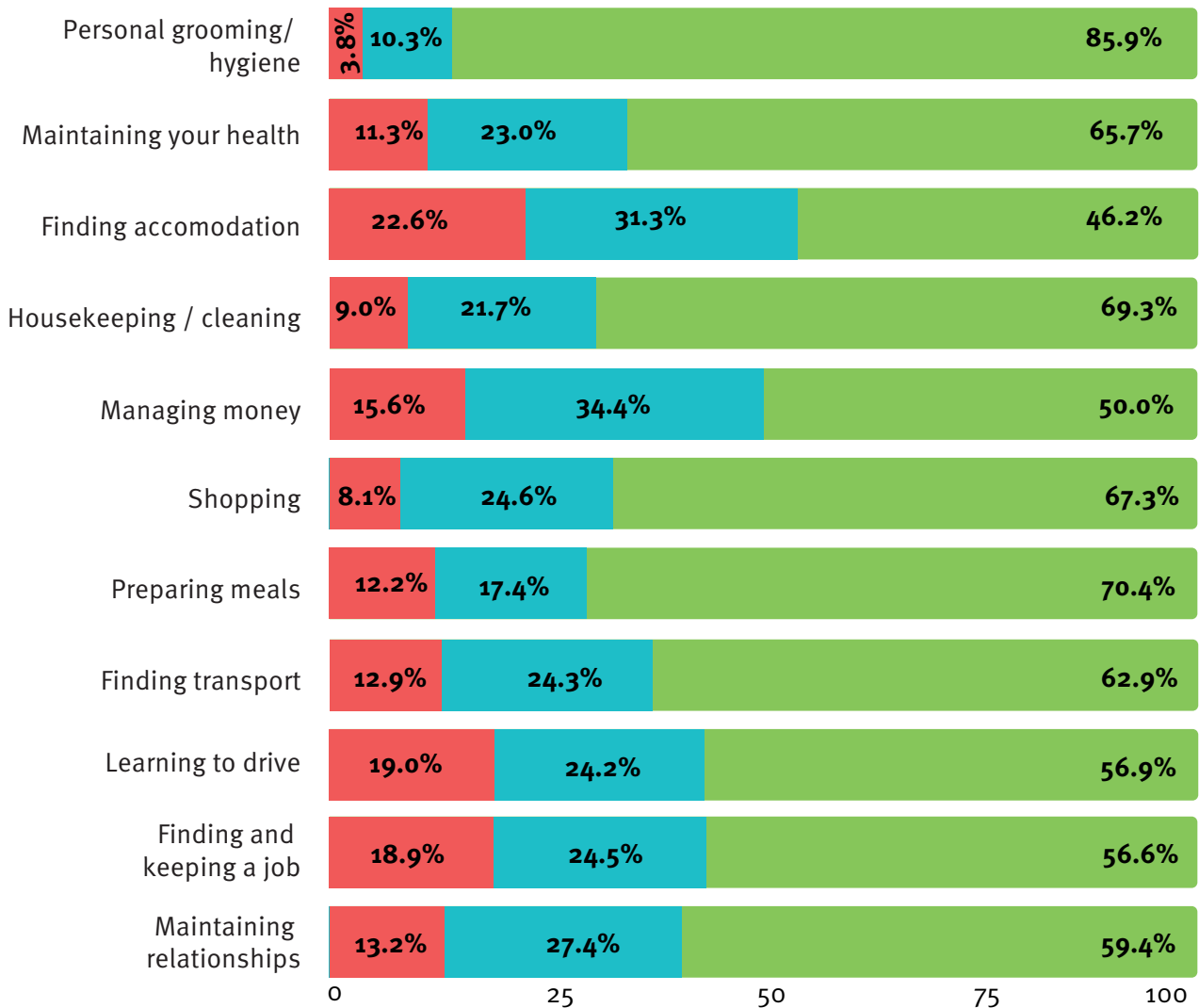
HOW SUPPORTED THEY FEEL TO MAKE DECISIONS ABOUT WHAT THEY WILL DO WHEN THEY EXIT CARE

■ Not at all / Not very
 ■ Some but I need more
 ■ Yes as much as I need



HOW CONFIDENT THEY ARE ABOUT CARING FOR THEMSELVES IN EACH OF THE FOLLOWING:

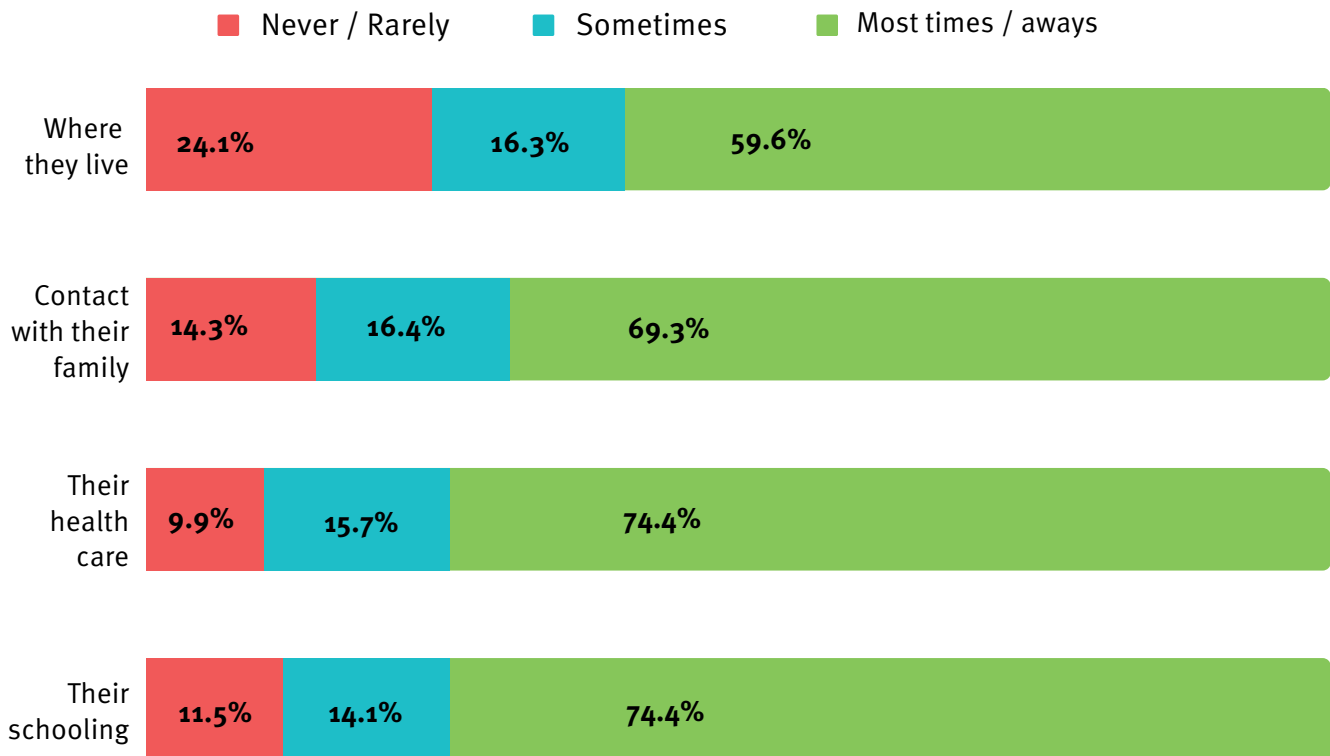
■ Not at all / Not very
 ■ Somewhat
 ■ A lot / Very



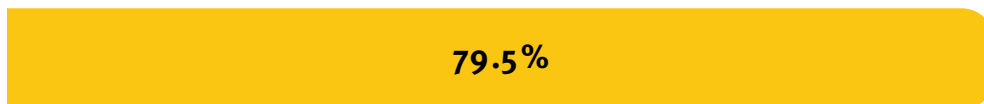
PARTICIPATING, BELONGING AND IDENTITY



PROPORTION WHO FEEL INCLUDED IN DECISIONS ABOUT THEIR LIVES



PROPORTION THAT SAID FAMILY OR PEOPLE THEY LIVE WITH ARE FAIRLY OR VERY IMPORTANT AND SPECIAL TO THEM

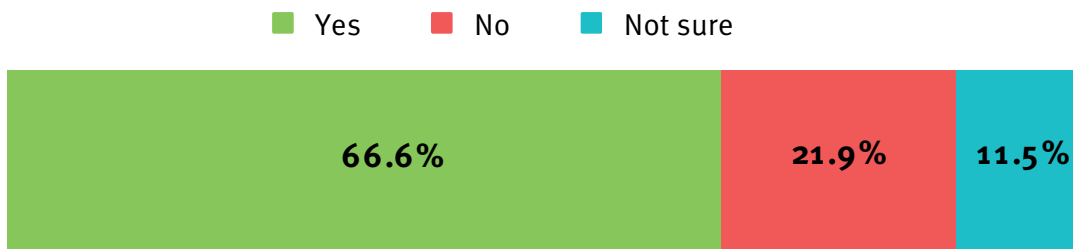


PROPORTION THAT SAID FAMILY THEY DON'T LIVE WITH ARE FAIRLY OR VERY IMPORTANT AND SPECIAL TO THEM

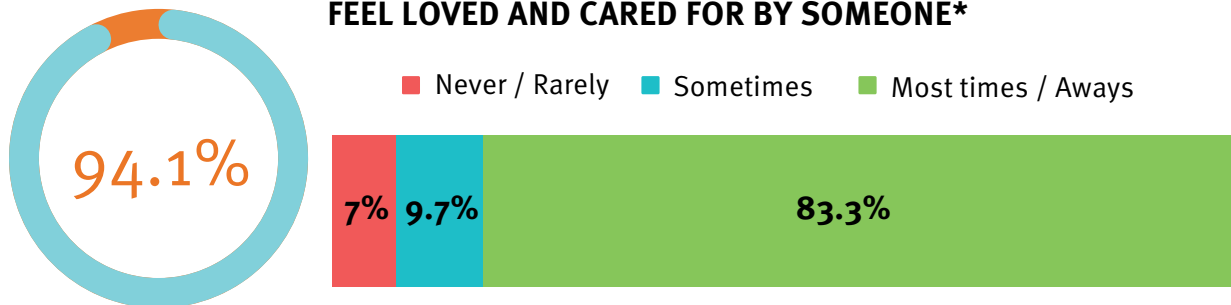


PARTICIPATING, BELONGING AND IDENTITY

HAPPY WITH HOW OFTEN THEY SEE AND TALK TO FAMILY THEY DON'T LIVE WITH




FEEL LOVED AND CARED FOR BY SOMEONE*



94.1% OF RESPONDENTS HAVE SOMEONE IN THEIR LIFE THAT THEY TRUST

WHO DO CHILDREN AND YOUNG PEOPLE IN CARE TRUST*



* Response percentages exceed 100% as respondents could select multiple answer choices

PARTICIPATING, BELONGING AND IDENTITY

CAN CONTACT THEIR CHILD SAFETY OFFICER WHEN THEY NEED TO

■ Yes
 ■ Sometimes
 ■ Not sure
 ■ No



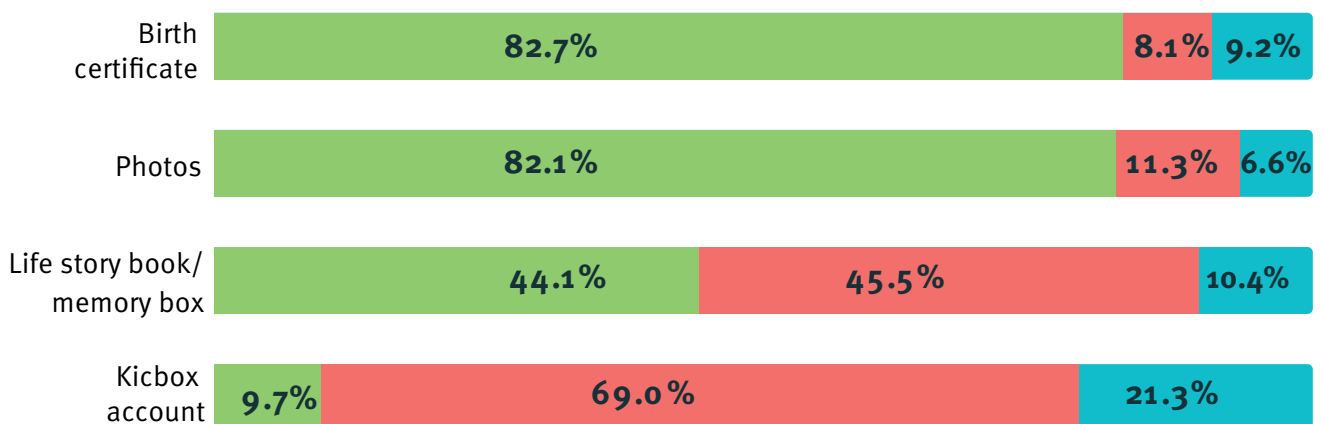
FEEL THE SAME AS THEIR PEERS WHO ARE NOT IN CARE

■ Never / rarely
 ■ Sometimes
 ■ Most times / always

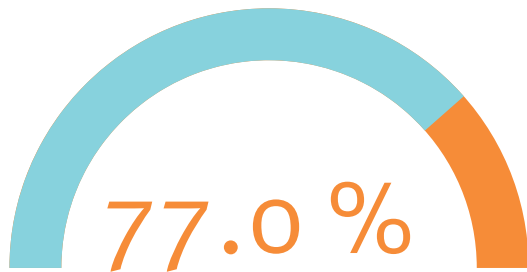


HAVE PERSONAL ITEMS

■ Yes
 ■ No
 ■ Not sure




PARTICIPATING, BELONGING AND IDENTITY



OF CHILDREN AND YOUNG PEOPLE DID NOT GO TO CHILDRENS COURT*

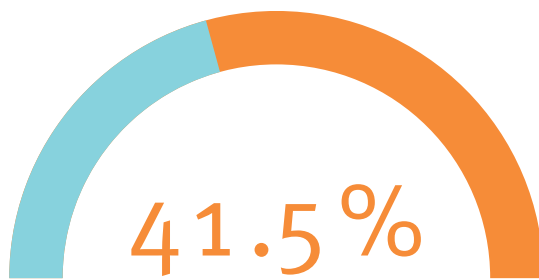

of these



WOULD HAVE LIKED TO GO TO CHILDRENS COURT

HOW THOSE CHILDREN AND YOUNG PEOPLE WHO WENT TO COURT FELT ABOUT THE EXPERIENCE

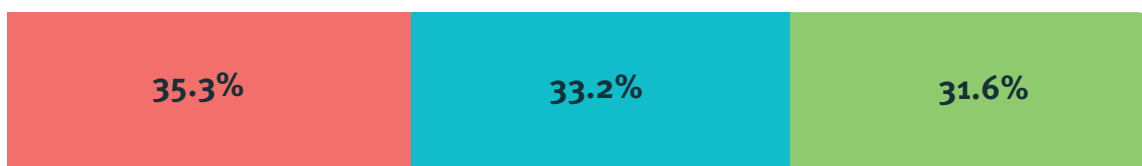
Unhappy Okay Mostly or very happy



OF CHILDREN HAVE MADE A COMPLAINT ABOUT THEIR TIME IN CARE

HOW THEY FELT ABOUT HOW THEIR COMPLAINT WAS HANDLED

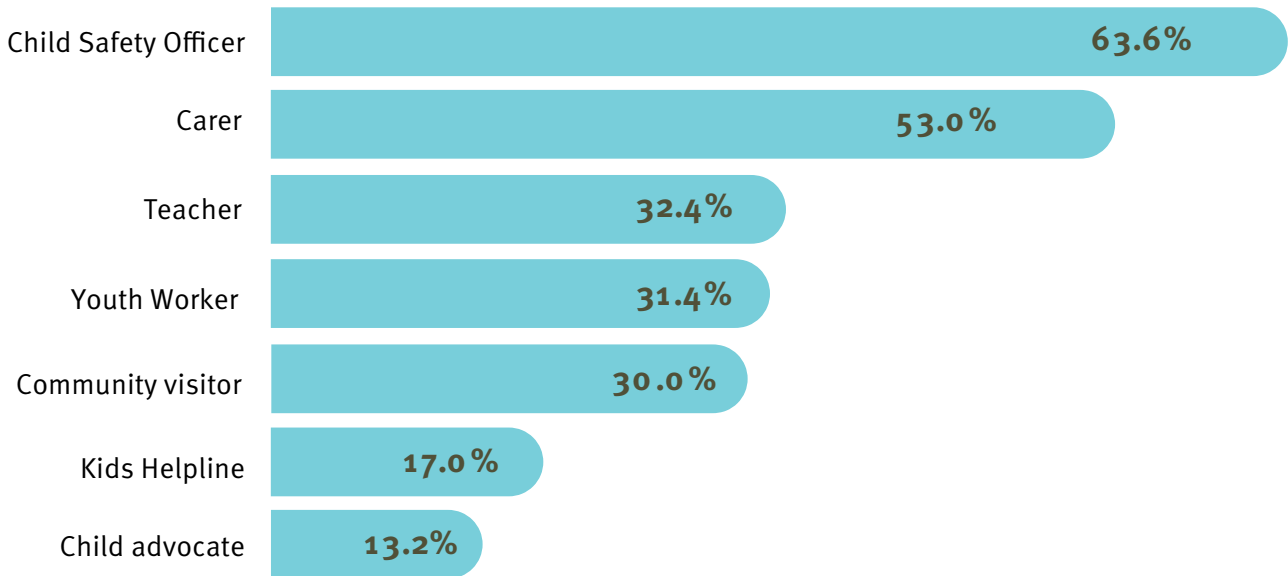
Unhappy Okay Mostly or very happy



* Excludes "Don't remember" from calculations

PARTICIPATING, BELONGING AND IDENTITY

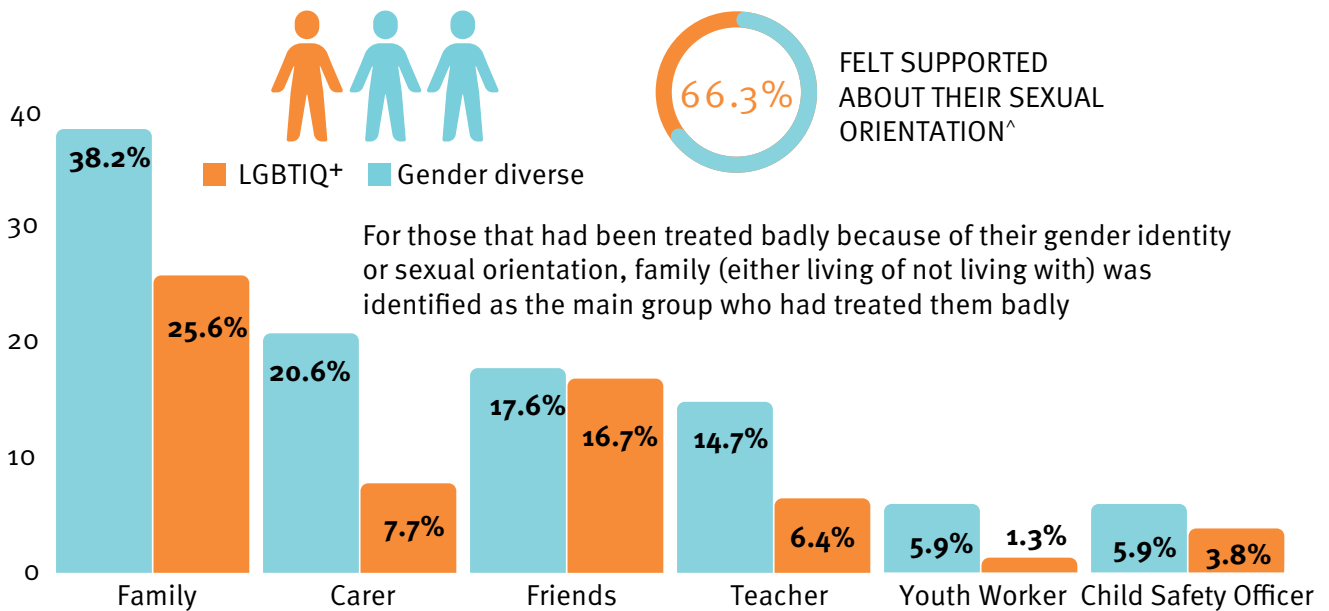
IF UNHAPPY WITH THEIR CARE WOULD TALK TO*



1 IN 10 RESPONDENTS OVER 12 IDENTIFIED AS GENDER DIVERSE†



1 IN 3 (34.9%) RESPONDENTS OVER 12 IDENTIFIED AS LGBTIQ+?#



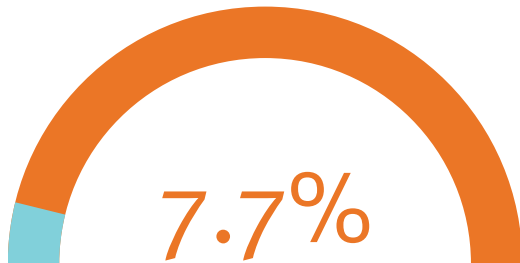
> Findings in relation to gender diversity and sexual orientation should be interpreted with caution due to small sample sizes

* Response percentages exceed 100% as respondents could select multiple answer choices

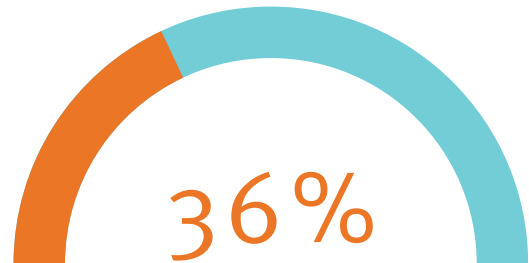
Includes young people who selected Questioning or I'm not sure yet or Other

[^] Excludes young people who selected Questioning or I'm not sure yet or other in sexual orientation question

PARTICIPATING, BELONGING AND IDENTITY



OF CHILDREN AND YOUNG PEOPLE SAID THEY WERE FROM A CULTURALLY AND LINGUISTICALLY DIVERSE BACKGROUND



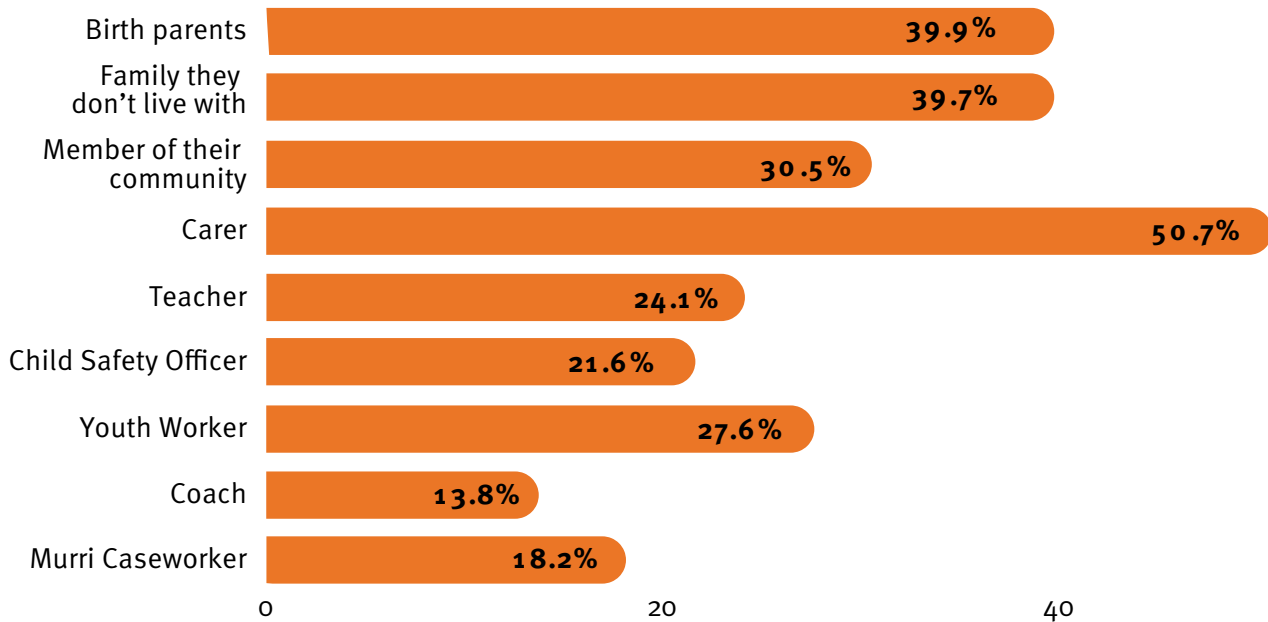
OF CHILDREN AND YOUNG PEOPLE SAID THEY WERE ABORIGINAL AND/OR TORRES STRAIT ISLANDER

HOW MUCH THEY CAN FOLLOW THEIR CULTURE WHERE THEY LIVE

■ Never / Rarely ■ Sometimes ■ Most times / Always



LEARNED QUITE A BIT TO A LOT ABOUT THEIR CULTURE FROM*




* Response percentages exceed 100% as respondents could select multiple answer choices

PARTICIPATING, BELONGING AND IDENTITY

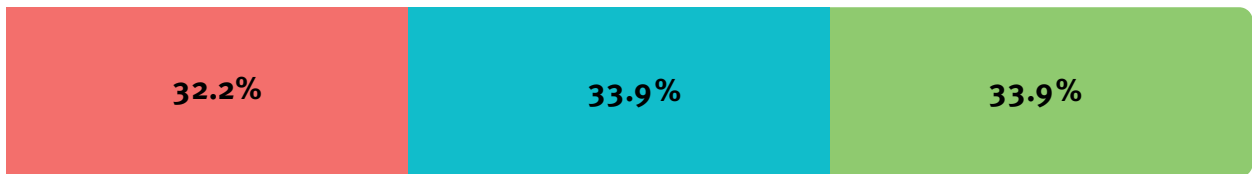
INCLUDED IN DEVELOPING THEIR CULTURAL SUPPORT PLAN

■ No ■ A little ■ A lot



OFFERED AN INDEPENDENT PERSON WHEN MAKING SIGNIFICANT DECISIONS

■ No ■ Not sure ■ Yes



HELPFULNESS OF INDEPENDENT PERSON

■ Not at all ■ Somewhat ■ Very

